





PRODUCT DESCRIPTION

Simple yet elegant frames are finished in two tone finishes to add upscale element to this economical collection. Frames are available in either Bronze with Antique Brass accents or Black with Satin Nickel accents. Both are supplied with Clear glass shades inspired by stemware for a tailored profile.

FINISHES OPTION

-  Black / Satin Nickel
-  Bronze / Antique Brass

GLASS

Clear CL

MATERIAL

Steel, Glass

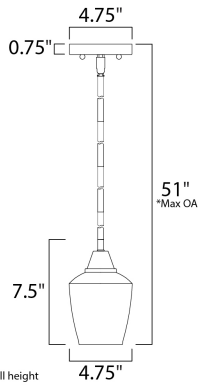
RATINGS

cULus
Dry Location



ADDITIONAL

ADJUSTABLE
SLOPE: 120
OPERATING TEMPERATURE:
-20°C (-4°F), 40°C (104°F)



MEASUREMENTS

- DIMENSION : 4.75" L x 4.75" W x 7.5" H
- MAX OAH : 51" OAH
- CANOPY : 4.75" W x 0.75" H
- HANGING WEIGHT : 0.76 lb

LAMPING

- INPUT VOLTAGE : 120V
- LUMENS : 0 Rated
- BULB : 1 x 60W Incandescent E26 Medium , 60W Total
- BULB INCLUDED : (Not Included)
- DIMMABLE : Yes

*max overall height

Always consult a qualified electrician before installing any lighting product.

