



PRODUCT NAME: Finesse 1-Light Mini Pendant
ITEM NUMBER: 91500FTSN

Please consult your electrician for hanging fixture and wiring.




1*E26*100W Bulb (Not Included)

MADE IN CHINA
Page 1 of (2)

IMPORTANT: Turn off the power at the main fuse or circuit breaker box before starting installation




Bracket (A)

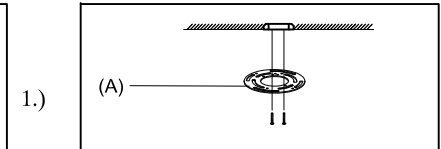


Canopy(B)

Locate all hardware & components before discarding packaging

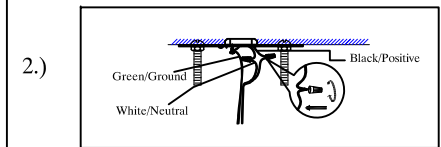


Cleaning & Care:
Clean with soft cloth and a mild detergent.
Do not use abrasive cleaner.



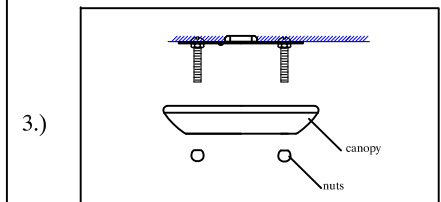
1.)

Step 1: Remove mounting bracket from fixture and install to electrical box




2.)

Step 2: Wire fixture to wires in outlet box. Green wire is for Ground



3.)

Step 3: Install fixture to bracket and nuts at the ends of the canopy to secure



4.)

Step 4: Slide glass over socket and secure using socket ring.

Page 2 of (2)