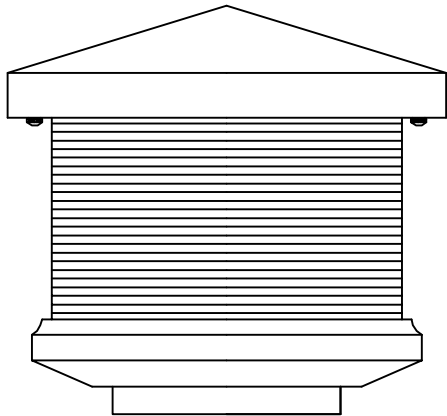




PRODUCT NAME: Triumph LED Outdoor Deck Lantern  
ITEM NUMBER: 55736

Please consult your electrician for hanging fixture and wiring.



To prevent water intrusion, caulk around post cup where fixture meets the wall using outdoor silicone sealant.

12W LED

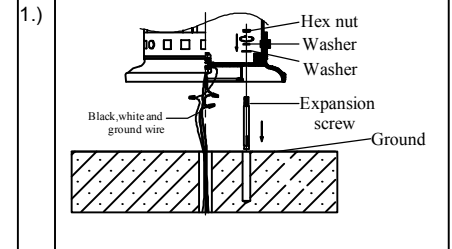
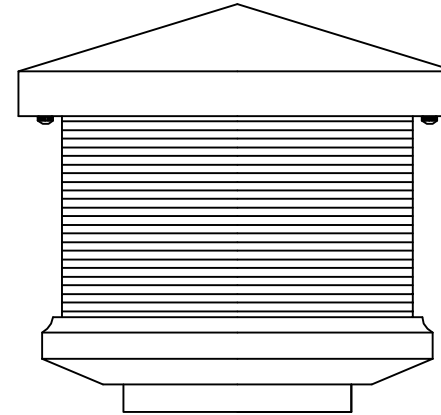
MADE IN CHINA  
Page 1 of (2)

IMPORTANT: Turn off the power at the main fuse or circuit breaker box before starting installation



Integral lamp holder (A)

Locate all hardware & components before discarding packing



- Step1. Connect fixture wires to house wires. Ensure the right matching as black to black, white to white, ground to ground. (Caution: Make sure connections are secure, in Right Polarity and in Good Insulation)
- Step2. Install expansion screw (B) into ground (A) and secure using washers (C&D) and tightening hex nut (E)

#### Cleaning & Care:

Clean with soft cloth and a mild detergent.  
Do not use abrasive cleaner.