PRODUCT NAME: Bahama
ITEM NUMBER: 54372

Please consult your electrician for hanging fixture and wiring.

The fixture is designed to dim with a standard Triac forward phase dimmer. Dimming levels will vary by dimmer.

Below is a list of recommended dimmers:

- Lutron MACL-153M
- Lutron DVL-153P
- Lutron SCL-153P
- Leviton IPL06-10Z
- Leviton 6674-POW

Due to inrush current wattage should not exceed 150 watts of product for a 600 watt dimmer.

Warning!This fixture is supplied with an installed LED driver. These fixtures are dimmable using standard triac dimmer.For best operation we recommend using Lutron CL Dimmers.

8W LED (Included) 656 Lumens

IMPORTANT: Turn off the power at the main fuse or circuit breaker box before starting installation

Bracket (A)

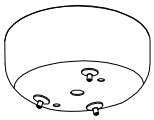

Canopy (B)

Finial(C)

Body (D)

Shade(E)

Screw(F)

Locate all hardware & components before discarding packaging

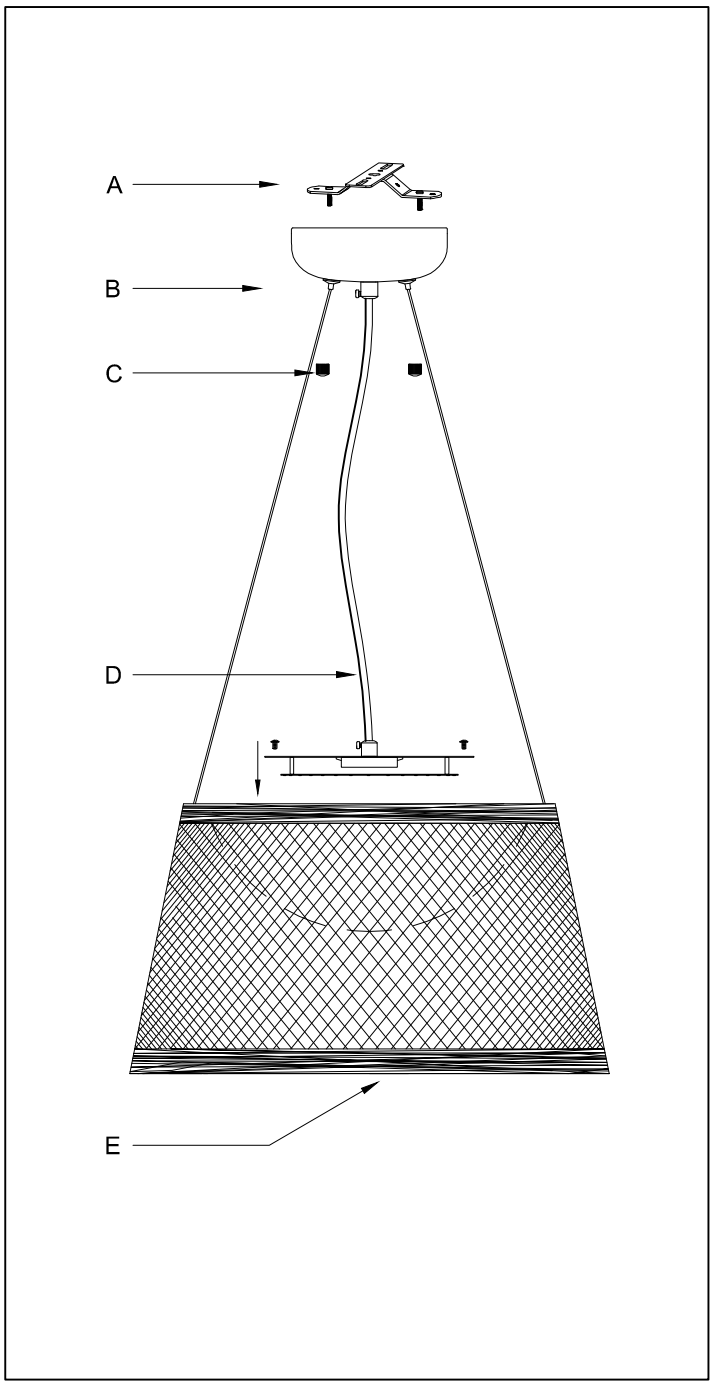

1).

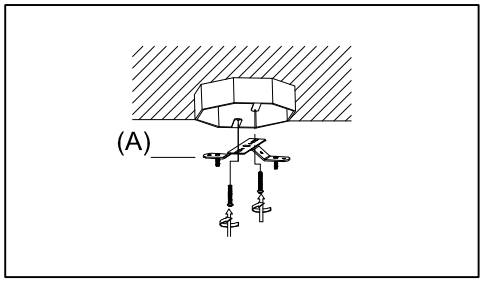

Step.1: Remove mounting bracket(A) from fixture and install to electrical box.

2).

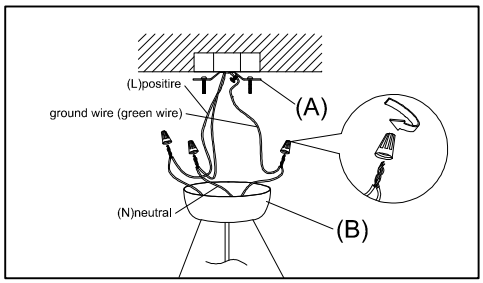

Step.2: Wire fixture to wires in outlet box. Green wire is for Ground.

3).

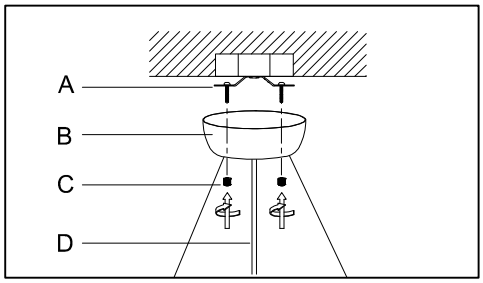

Step.3: Adjust cable length to desired mounting height,and tighten strain relief screws to secure.Install body (D) to bracket (A) and tighten finials (C) on the canopy (B) to secure.

4).

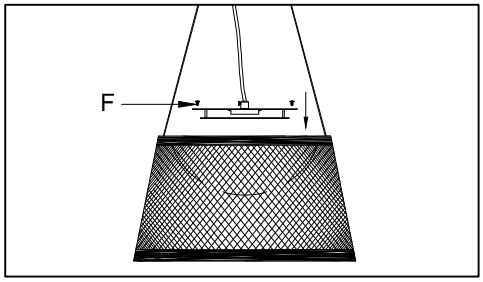

Step.4: Secure lamp Shade (E) to Body (D) using screws (F) provided.

Cleaning & Care:

Clean with soft cloth and a mild detergent.
Do not use abrasive cleaner.