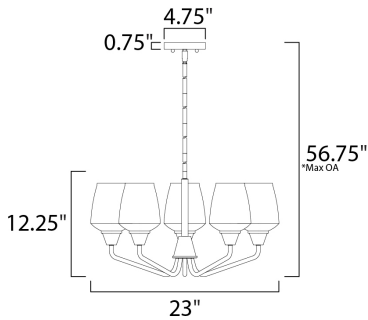




**PRODUCT DESCRIPTION**

Simple yet elegant frames are finished in two tone finishes to add upscale element to this economical collection. Frames are available in either Bronze with Antique Brass accents or Black with Satin Nickel accents. Both are supplied with Clear glass shades inspired by stemware for a tailored profile.



\*max overall height



**MEASUREMENTS**

DIMENSION : 23" L x 23" W x 12.25" H  
 MAX OAH : 56.75" OAH  
 CANOPY : 4.75" W x 0.75" H  
 HANGING WEIGHT : 4.8 lb

**LAMPING**

INPUT VOLTAGE : 120V  
 LUMENS : 0 Rated  
 BULB : 5 x 60W Incandescent E26 Medium , 300W Total  
 BULB INCLUDED : (Not Included)  
 DIMMABLE : Yes

**FINISHES OPTION**

-  Black / Satin Nickel
-  Bronze / Antique Brass

**GLASS**

Clear CL

**MATERIAL**

Steel, Glass

**RATINGS**

cULus  
 Dry Location



**ADDITIONAL**

ADJUSTABLE  
 SLOPE: 120  
 OPERATING TEMPERATURE:  
 -20°C (-4°F), 40°C (104°F)

Always consult a qualified electrician before installing any lighting product.

