



PRODUCT NAME: Finesse 1-Light Wall Sconce
ITEM NUMBER: 21507FTSN


Please consult your electrician for hanging fixture and wiring.



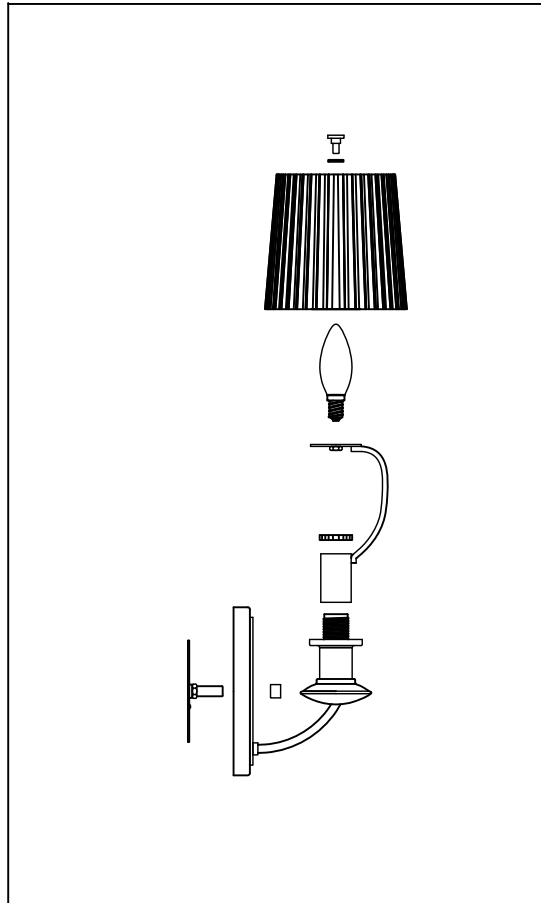
1*E12*60W Bulb (Not Included)

MADE IN CHINA
Page 1 of (2)

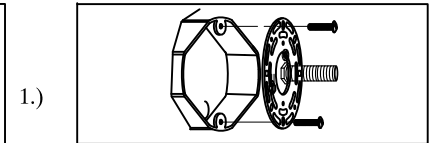
IMPORTANT: Turn off the power at the main fuse or circuit breaker box before starting installation



Locate all hardware & components before discarding packaging

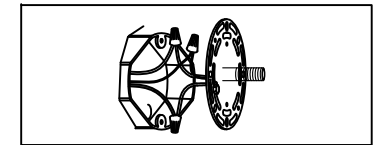


Cleaning & Care:
Clean with soft cloth and a mild detergent.
Do not use abrasive cleaner.



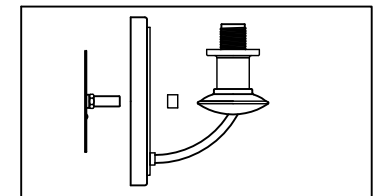
1.)

Step 1: Remove mounting bracket from fixture and install it to electrical box.




2.)

Step 2: Wire fixture to wires in outlet box. Green wire is for ground.



3.)

Step 3: Install fixture to back-plate and tighten worm screws so that fixture meets the wall.



4.)

Step 4: Slide harp and finial (C) over the socket and attach glass. Secure using socket ring. Install candelabra bulb.

Page 2 of (2)