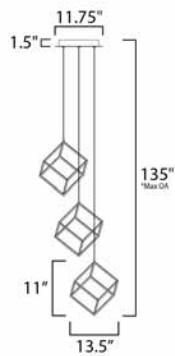




PRODUCT DESCRIPTION

Cubes of Black and Polished Chrome are lit from the inside by LED strips concealed in a channel. The silhouette created by this inward design creates a dramatic light effect.



*max overall height.



MEASUREMENTS

- DIMENSION : 13.5" L x 23" W x 11" H
- MAX OAH : 135" OAH
- CANOPY : 11.75" W x 1.5" H x 11.75" L
- HANGING WEIGHT : 8.58 lb

LAMPING

- INPUT VOLTAGE : 120V
- LUMENS : 3,780 Rated (3,240 Del.)
- BULB : 3 x 54W LED PCB Integrated , 54W Total
- BULB INCLUDED : (Integrated)
- DIMMABLE : Triac CL
- CRI : 80 CRI
- COLOR_TEMP : 3000K

FINISHES OPTION

-  Black
-  Polished Chrome

MATERIAL

Aluminum, Steel

RATINGS

cETLus
Dry Location



ADDITIONAL

ADJUSTABLE
SLOPE: 30
RATED LIFE 30000 Hours
OPERATING TEMPERATURE:
-20°C (-4°F), 40°C (104°F)

Always consult a qualified electrician before installing any lighting product.