





PRODUCT DESCRIPTION

A collection of very small LED pendants unique to the market. Shades of Gypsum, Concrete, and Aluminum available in a wide variety of shapes and finishes, these small scale pendants provide an amazing amount of light. The light engine is housed in machined aluminum to reduce heat. Drivers recess into the outlet box so the canopies are very low profile in keeping with the small scale of the pendant.

FINISHES OPTION

-  Black / Polished Chrome
-  White / Polished Chrome

MATERIAL

Aluminum, Polycarbonate

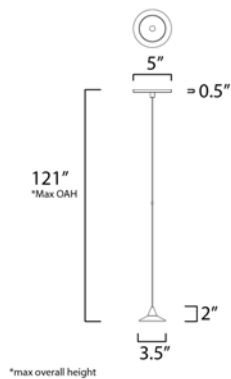
RATINGS

Dry Location



ADDITIONAL

ADJUSTABLE
 SLOPE: 70
 RATED LIFE 25000 Hours
 OPERATING TEMPERATURE:
 -20°C (-4°F), 40°C (104°F)



MEASUREMENTS

- DIMENSION : 3.5" L x 3.5" W x 2" H
- MAX OAH : 121" OAH
- CANOPY : 5" W x 0.5" H x 5" L
- HANGING WEIGHT : 0.91 lb

LAMPING

- INPUT VOLTAGE : 100-240V
- LUMENS : 412 Rated (284 Del.)
- BULB : 1 x 4.8W LED PCB Integrated , 6W Total
- BULB INCLUDED : (Integrated)
- DIMMABLE : Triac CL or ELV
- CRI : 90+ CRI
- COLOR_TEMP : 3000K

Always consult a qualified electrician before installing any lighting product.