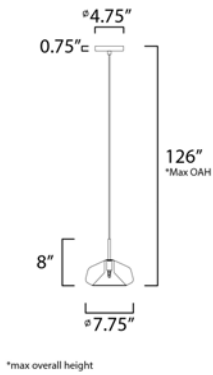




PRODUCT DESCRIPTION

A collection of glass in glass pendants in 3 shapes and 2 finish combinations epitomizes classic contemporary design. Available in either Clear over Frost with Satin Brass accents or Smoke over Frost with Polished Chrome.





MEASUREMENTS

- DIMENSION : 7.75" L x 7.75" W x 7" H
- MAX OAH : 126" OAH
- CANOPY : 4.75" W x 0.75" H x 4.75" L
- HANGING WEIGHT : 2.64 lb

LAMPING

- INPUT VOLTAGE : 120V
- LUMENS : 480 Rated (380 Del.)
- BULB : 1 x 4W LED G9 , 4W Total
- BULB INCLUDED : (Included)
- DIMMABLE : Y
- CRI : 90+ CRI
- COLOR_TEMP : 3000K

FINISHES OPTION

-  Polished Chrome
-  Satin Brass

GLASS

Smoke 138

MATERIAL

Steel, Glass

RATINGS

Dry Location



ADDITIONAL

ADJUSTABLE
 SLOPE: 70
 RATED LIFE 20000 Hours
 OPERATING TEMPERATURE:
 -20°C (-4°F), 40°C (104°F)

Always consult a qualified electrician before installing any lighting product.