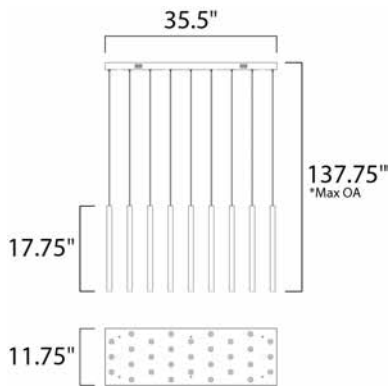


PRODUCT DESCRIPTION

Elongated metal tubes in a variety of finishes from Rose Gold to Polished Chrome suspend from pans to create impressive sculptural statements. Each tube encase a replaceable integrated LED module while many of the ceiling pans house additional LED spots to highlight the beautiful high gloss finishes as well as additional down light.






MEASUREMENTS

DIMENSION : 35.5" L x 11.75" W x 17.75" H
 MAX OAH : 137.75" OAH
 CANOPY : 35.5" W x 1.5" H x 12" L
 HANGING WEIGHT : 28.42 lb

LAMPING

LUMENS : 2,450 Rated
 BULB : 35 x 1W LED PCB Integrated , 35W Total
 BULB INCLUDED : (Integrated)
 DIMMABLE : Triac CL
 CRI : 90+ CRI
 COLOR_TEMP : 3000K

FINISHES OPTION

-  Black Chrome
-  Polished Chrome
-  Rose Gold

MATERIAL

Stainless Steel

RATINGS

cETLus
 Dry Location



ADDITIONAL

ADJUSTABLE
 OPERATING TEMPERATURE:
 -20°C (-4°F), 40°C (104°F)

Always consult a qualified electrician before installing any lighting product.